



## Ring Size Guide

Before measuring your ring size, be sure this guide is printed in A4 letter size & scaled to 100%. You can check the accuracy of your print by positioning a credit card on the line below or pacing the correct coin in one of the labelled ring sizes. If the card or coin lines up you're all set




PLACE CREDIT CARD HERE

Option 1: Measure by Matching Your Ring to find your ring size, use an existing ring that fits you well. Match the inside of that ring with one of the circles below. When your ring has been placed on the right size, you should see only the grey circle- with no coloured space-inside your ring. if your ideal fit falls between two sizes, we recommend choosing the larger size..




15 mm

Size 8




15.44 mm

Size 9



15.67 mm

Size 10



16.02 mm

Size 11




16.4 mm

Size 12




16.7 mm

Size 13



17.06 mm

Size 14



17.36 mm

Size 15



17.75 mm

Size 16




18 mm

Size 17




18.35 mm

Size 18



18.72 mm

Size 19




19.03 mm

Size 20



19.31 mm

Size 21



19.65 mm

Size 22



19.97 mm

Size 23



20.28 mm

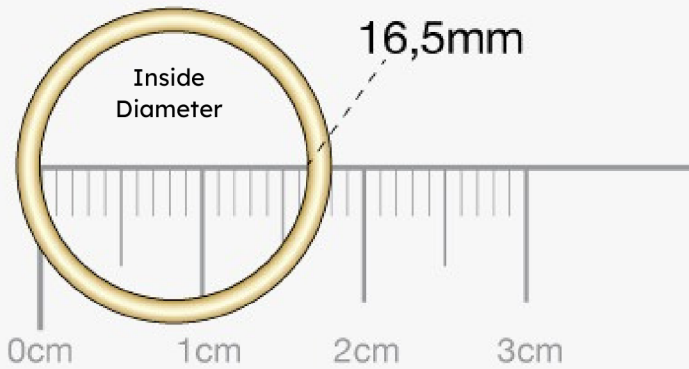
Size 24



20.6 mm

Size 25

## Option 2



Just get an existing ring that fits comfortably on the finger you're wanting the new ring for. Using a ruler, measure the inner diameter of your ring, then refer to our Ring Measurements chart below for the correct size.

Alternatively, you can send us an image of the ring placed on the ruler as shown in the above image our team will help you find the correct ring size

INDIAN RING SIZES	
Ring Size	MM Size
8	15
9	15.44
10	15.67
11	16.02
12	16.4
13	16.7
14	17.06
15	17.36
16	17.75
17	18
18	18.35
19	18.72
20	19.03
21	19.31
22	19.65
23	19.97
24	20.28
25	20.6